
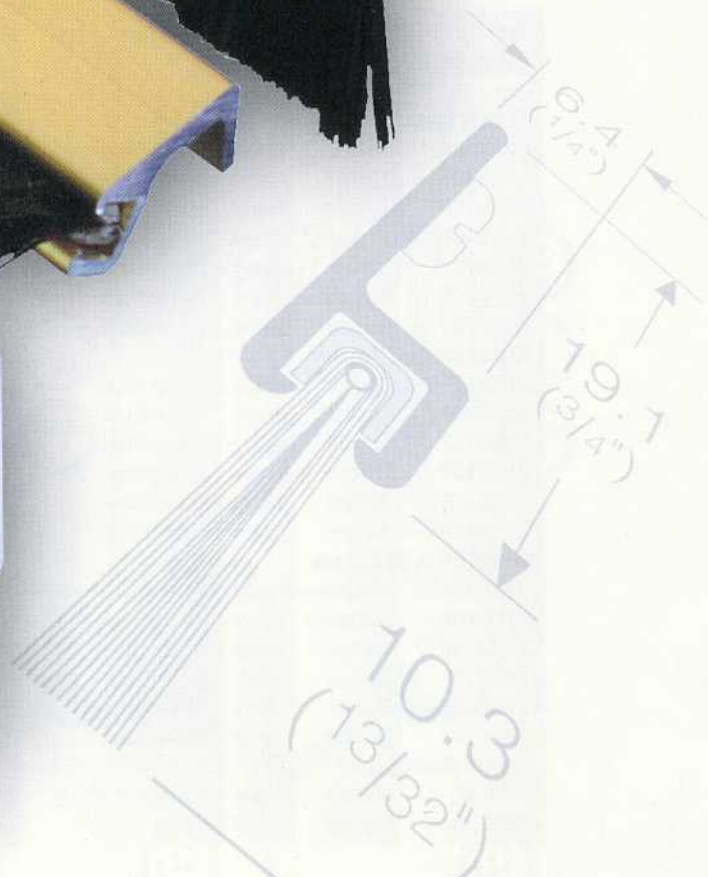



CI/SfB

31.9



ventura



Brush Weatherseal

BRUSH WEATHERSEAL

Brush weatherseal offers a cost effective easy to fit seal suitable for most doors and other apertures requiring effective control of perimeter joints and gaps against draught, light, wind, rain, snow, dust, smoke, fumes and insects.

Type V18000 series:	Straight mounted filaments in aluminium carrier.	Stock sizes 1.00m and 2.10m lengths
Type V45000 series:	Angle mounted (45 degree) in aluminium carrier.	Stock sizes 1.00m and 2.10m lengths
Type V35000 series:	Angle mounted (35 degree) in aluminium carrier.	Stock sizes 1.00m and 2.10m lengths
Type V5000 series:	Mortice insert type suitable for 'invisible' seal.	Stock sizes 1.00m and 2.10m lengths

Seal Reference	Location	Duty	Door Type	Carrier	Brush	Gap size	Stock sizes	Finish
Straight Brush								
V18041CP	Surface	Heavy	Timber/Steel	19mm	10mm	up to 8mm	1.00m & 2.10m	Clear Anodised
V18041GP	Surface	Heavy	Timber/Steel	19mm	10mm	up to 8mm	1.00m & 2.10m	Gold Anodised
V18061CP	Surface	Heavy	Timber/Steel	19mm	16mm	up to 14mm	1.00m & 2.10m	Clear Anodised
V18061DP	Surface	Heavy	Timber/Steel	19mm	16mm	up to 14mm	1.00m & 2.10m	Dk Bronze An'd
V18062CP	Surface	Heavy	Timber/Steel	22mm	16mm	up to 14mm	1.00m & 2.10m	Clear Anodised
V18100CP	Surface	Heavy	Timber/Steel	22mm	25mm	up to 23mm	1.00m & 2.10m	Clear Anodised
V18137CP	Surface	Heavy	Timber/Steel	22mm	35mm	up to 32mm	1.00m & 2.10m	Clear Anodised
Angled Brush 45 degrees								
V45041CP	Surface	Heavy	Timber/Steel	19mm	10mm	up to 4.5mm	1.00m & 2.10m	Clear Anodised
V45041DP	Surface	Heavy	Timber/Steel	19mm	10mm	up to 4.5mm	1.00m & 2.10m	Dk Bronze An'd
V45061CP	Surface	Heavy	Timber/Steel	19mm	16mm	up to 9mm	1.00m & 2.10m	Clear Anodised
V45061GP	Surface	Heavy	Timber/Steel	19mm	16mm	up to 9mm	1.00m & 2.10m	Gold Anodised
V45062CP	Surface	Heavy	Timber/Steel	24mm	16mm	up to 9mm	1.00m & 2.10m	Clear Anodised
V45062PWP	Surface	Heavy	Timber/Steel	24mm	16mm	up to 9mm	1.00m & 2.10m	White Painted
Angled Brush 35 degrees								
V35041CP	Surface	Heavy	Timber/Steel	13mm	10mm	up to 7mm	1.00m & 2.10m	Clear Anodised
V35041DP	Surface	Heavy	Timber/Steel	13mm	10mm	up to 7mm	1.00m & 2.10m	Dk Bronze An'd
V35041GP	Surface	Heavy	Timber/Steel	13mm	10mm	up to 7mm	1.00m & 2.10m	Gold Anodised
V35061CP	Surface	Heavy	Timber/Steel	13mm	16mm	up to 11mm	1.00m & 2.10m	Clear Anodised
V35061DP	Surface	Heavy	Timber/Steel	13mm	16mm	up to 11mm	1.00m & 2.10m	Dk Bronze An'd
V35061GP	Surface	Heavy	Timber/Steel	13mm	16mm	up to 11mm	1.00m & 2.10m	Gold Anodised
Straight Mortice insert								
V5041AP	Mortice	Heavy	Timber	6mm	10mm	up to 8mm	1.00m & 2.10m	Aluminium
V5061AP	Mortice	Heavy	Timber	6mm	16mm	up to 14mm	1.00m & 2.10m	Aluminium

Finishes:

Standard carrier finish is clear anodised aluminium (code C). A range of gold anodised (G), dark bronze anodised (D), or painted white (PW) carriers are available. Brush pile filament (P) lengths of 45mm, 63mm and 102mm are available to special order in aluminium carrier up to 140mm. Standard brush colour is black. White colour brush is available to special order. V45062PWP is stock item in white finish.

Fitting:

Type V18000 & V45000 Series are supplied with slotted holes for insitu adjustment.

Type V35000 is supplied with predrilled and countersunk holes. Appropriate screw fixings are supplied for timber fixing as standard. Type V5041 & V5061 are supplied in a 'toothed' aluminium carrier for gripping into a morticed timber groove.

When fitting do not 'over bend' the filaments. A 'touch' fit plus 2mm tighter (typically) will provide adequate flex seal on the filament pile in most circumstances.

Brush filaments are able to follow irregular contours much more readily than bulb or blade seal and are therefore ideally suited to surfaces which are irregular or uneven, or gaps which are variable due to expansion, contraction, vibration, flexing or sliding.

